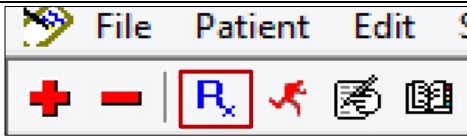
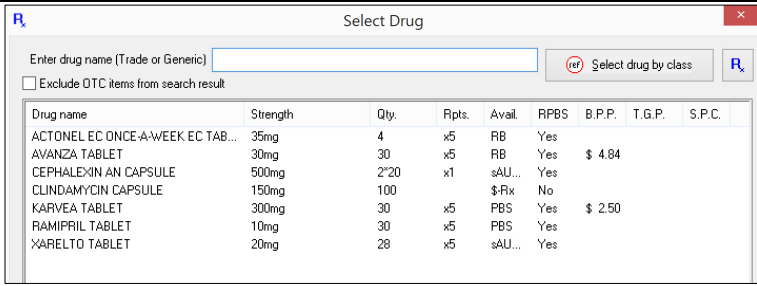
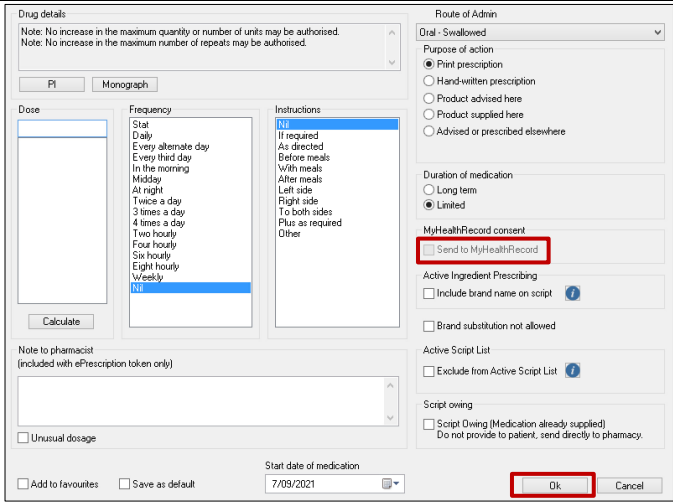


Stop a prescription record being uploaded to My Health Record

Note: These steps assume that your software is connected to the My Health Record system, the patient has a My Health Record and their individual healthcare identifier (IHI) has been validated in your system

<p>STEP 1: Select the Prescribe icon from the toolbar.</p>	
<p>STEP 2: The Select Drug window will appear. Complete the next prescribing steps.</p>	
<p>STEP 3: In the Enter Dose window, deselect the Send to My Health Record checkbox towards the left of the screen under My Health Record consent.</p> <p>Click OK to finalise the prescription record.</p> <p>The prescription record will not be uploaded to the patient's My Health Record.</p>	
<p>Useful links</p> <ul style="list-style-type: none"> • How and when to view a My Health Record: https://www.myhealthrecord.gov.au/for-healthcare-professionals/howtos/view-my-health-record • For upcoming training opportunities, visit Events and Webinars: https://www.digitalhealth.gov.au/newsroom/events-and-webinars 	

For assistance contact the My Health Record helpline on **1800 723 471** or email help@digitalhealth.gov.au