

Faster Access

18 December 2025 – v2.0

What is changing?

Historically, a 7-day delay has been in place before your patients could view their pathology and diagnostic imaging reports in My Health Record. As a result of the Faster Access changes, from October 2025, patients can choose to view most pathology results that are uploaded to My Health Record will be available for patients to view as soon as they are uploaded.





This reform builds on previous changes that lifted restrictions for diabetes-related pathology, anti-coagulant monitoring tests (International Normalised Ratio (INR)) and respiratory infection test results (such as influenza, RSV and COVID-19). Healthcare providers will continue to have immediate access to the results under these changes, for all pathology and diagnostic test types.

There will be some exceptions for certain test categories (including anatomical pathology, cytopathology and genetic tests). For these tests, patients will be able to see their results 5 days after they are uploaded to My Health Record:

- Cytopathology tests are commonly used to look for the presence of cancer or to diagnose different types of infection.
- Anatomical pathology tests that support diagnosis and monitoring of disease progression and inform prognosis.
- Genetic tests which are used for a range of purposes, such as diagnosis of inherited disorders or identifying the likelihood of developing a genetic condition.

It is important to note that the delay is based on the type of test, not the result itself. If access to a result is delayed this does not indicate an adverse result—the delay will apply irrespective of whether the result is positive, negative, within or outside normal range.

Changes for diagnostic imaging results will occur in early 2026, with results for x-rays of limbs to be available immediately and the delay for other results to be reduced from 7 to 5 days.

October 2025		March 2026	
Pathology Test Reports	Patient Access	Diagnostic Imaging Reports	Patient Access
Anatomical and cytopathology tests, genetic tests 	5 days	Cross sectional imaging reports (CT, MRI, PET, Ultrasound) and x-ray reports – head and thorax (chest, abdomen, pelvis) 	5 days
Most other results* 	No delay	X-ray extremities 	No delay

Clinicians can continue to access all results as soon as they are uploaded.

*a list of tests currently available for immediate access by patients is available on the Australian Digital Health Agency [website](#).