

https://training.digitalhealth.gov.au/login/...

Email address

Password

Log in

Lost password?

Is this your first time here?

To register:

1. Complete and submit the New Account form
2. You should receive an email upon submitting the form
3. Read the email and click on the weblink it contains
4. Your Account will be confirmed and you will be logged in
5. You can begin the training or return at a more preferable time

Create new account

1. Accessing the learning content

You can access a range of digital health courses via the [Australian Digital Health Agency's online learning portal](#).

If you have previously registered, you will need to log in to access the course.

2. First time users need to register

If it is your first time logging in, you will be asked to create a new account via the [sign-up screen](#) pictured.

3. Creating a new account

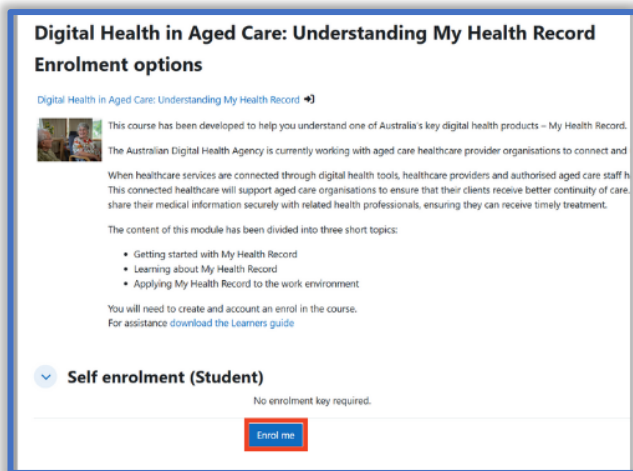
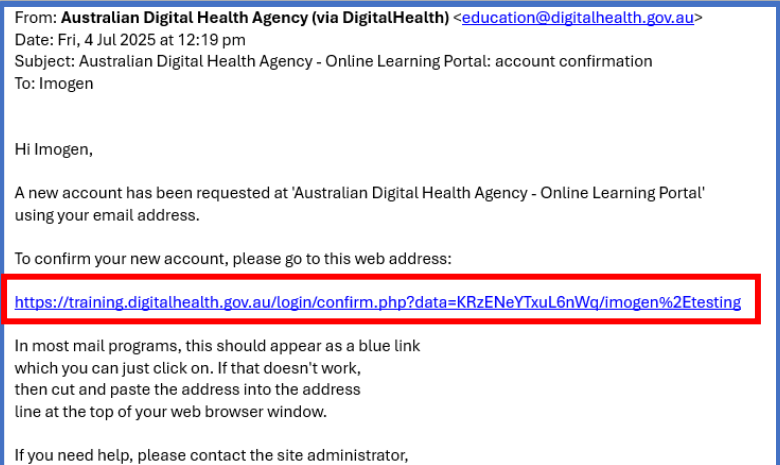
To register, select **Create new account** then enter the following required information:

- i. username and password
- ii. email address (one you can access on the device you are signing up on)
- iii. first and last name
- iv. Your occupation (select from dropdown)
- v. Healthcare setting (select from dropdown).

Create my new account **Cancel**

Required

- Select **Create my new account** (an email will be sent to you from education@digitalhealth.gov.au to confirm your account) followed by **Continue**.
- Check your email and **select the link** listed to confirm your account.
- Then press **Continue** and the link will take you **directly to the course**.
- **Be sure to follow the link in your email rather than any other open browser windows.**
- If you did not receive the confirmation email check your spam/spam folder. For further support contact our help desk via Email: help@digitalhealth.gov.au or Phone: 1300 901 001, Mon-Fri 8am-5pm (AEST/AEDT)

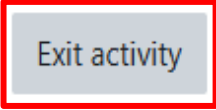


4. Completing the course

- Once you are signed in or have registered using the process above, you will see the course landing page shown.
- Select the **'Enrol me'** button where you can access and complete the course
- To access the learning resources, scroll down and select the hyperlinked topic name. The image below is an example.



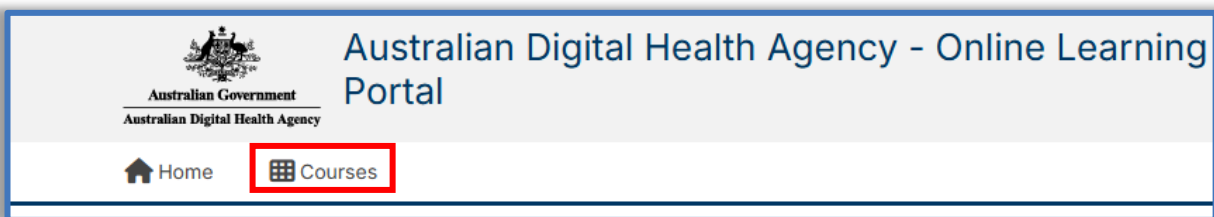
5. Exiting the course

A rectangular button with a red border and a grey background, containing the text "Exit activity".

- At any time, you can exit by clicking the **Exit activity** button on the right.
- Your progress will be saved.

6. Returning to the course

- When returning to the Online Learning Portal, you can use [this link](#).
- Or from the [home page](#), select **Courses** to see and access your courses.



7. Certificate of completion

- Once you have successfully completed the course you will be emailed a certificate. This can also be accessed within the online learning portal under the **Certificate of completion** section.

8. Troubleshooting

- For assistance with eLearning courses and access contact the Australian Digital Health Agency Help Centre.

Email: help@digitalhealth.gov.au or Phone: 1300 901 001 Mon-Fri 8am-5pm (AEST/AEDT)
